



At a Glance Harris County

Department of Economic Equity & Opportunity

SCAN ME!
for more information

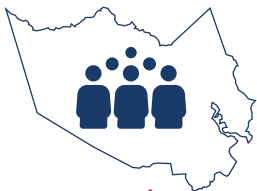


713.274.1400

hcoed.harriscountytexas.gov

1001 Preston • Houston, TX 77002

Population



3rd

Most Populous
County in the U.S.



4.73 MILLION

Total Population

Diversity



43.0%
Hispanic/Latino

27.7%
White (Non-Hispanic/Latino)

29.3%
Other (Non-Hispanic/
Latino)



26.0%

Foreign Born



121

Languages Spoken

Global Presence



1 SPACEPORT



2 INTERNATIONAL AIRPORTS

with 190+ Nonstop Destinations



1 MAJOR PORT

with ~200+ Industrial Terminals
(Public & Private)

Economic Indicators



#1

COUNTY IN
EXPORTED
GOODS IN
THE U.S.



#1

GDP GROWTH
IN TEXAS
#3 in the U.S.



23

FORTUNE 500
Headquarters



NO

State or Local
Income Tax

Education



39.1%

of Bachelor's Degrees
are in Science and
Engineering

Labor Force



2.33 MILLION

Total Employees



\$76,845

Annual Average Wage



308,660

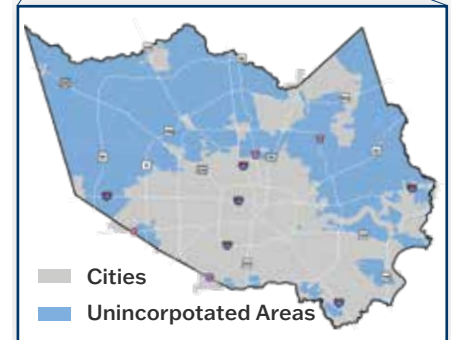
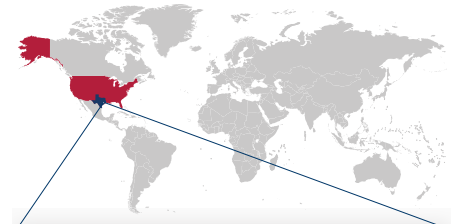
Employees in
Health Care &
Social Assistance
Industry Sector

49,195
Employees in Mining/
Quarrying/Oil&Gas
(5.9x the U.S. Avg.
at the end of 2021)



73,940
Engineers &
Architects

Location



Largely unincorporated areas and 34
cities including Houston, our county
seat.