



ECONOMIC HIGHLIGHTS

About

Harris County, Texas has been in the business of economic development and growth since 1836. Organized in 1837 and named for John R. Harris, founder of Harrisburg, Harris County is governed by a county judge elected countywide and four commissioners, each elected by their respective precinct.

Harris County's population has grown since 1990 to where it is now the third most populous and most diverse county in the U.S. Residents and businesses thrive and expand by benefiting from an overall cost of living that is 8% below the national average, an advantageous geographic location, and a competitive transportation cost index that is 4% lower than the national average. Well-established global networks such as 1 sea port, 2 major airports, a world-class highway system, and 3 major rail road companies connect Harris County and the Gulf of Mexico to the interior of the U.S. and to the world.

In 2016, Harris County was the number one largest U.S. single-county exporter with \$68.2 billion in exported goods, which accounted for 81% of all goods exported from the Houston Metro area.

A relatively low overall tax burden with no state and local income tax points to Harris County's competitive edge on the global stage. Businesses enjoy nimble land use regulations and business-friendly labor rules coupled with competitive business and permitting compliance costs.

Harris County's streamlined construction approval process allows companies to identify sites, gain construction approval, and build their facilities quickly.



713.274.1400
1001 Preston · Houston, TX 77002



hcoed.harriscountytexas.gov
HCOED@bmd.hctx.net

Population & Demographics

3rd
LARGEST

County in the U.S.
By Population



67%

Population Growth
Since 1990



33.3

Median Age

POPULATION

Precinct	Population
1	1,126,000
2	1,126,000
3	1,223,000
4	1,245,000
County Total	4,720,000



25.4%

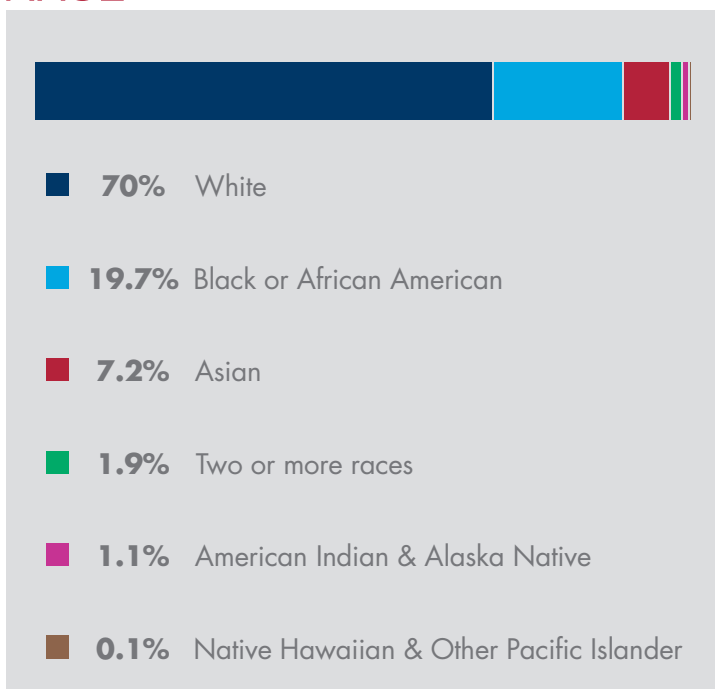
Foreign Born



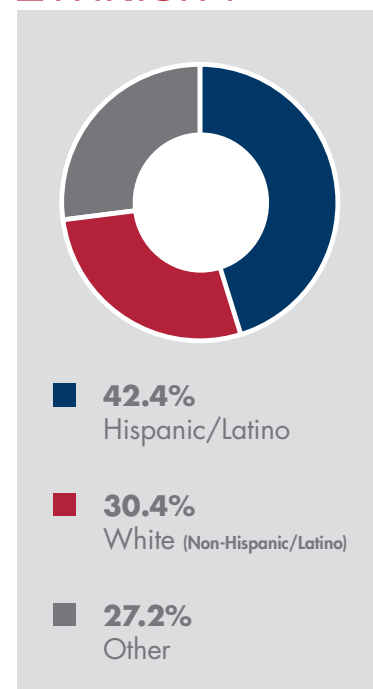
145

Languages Spoken

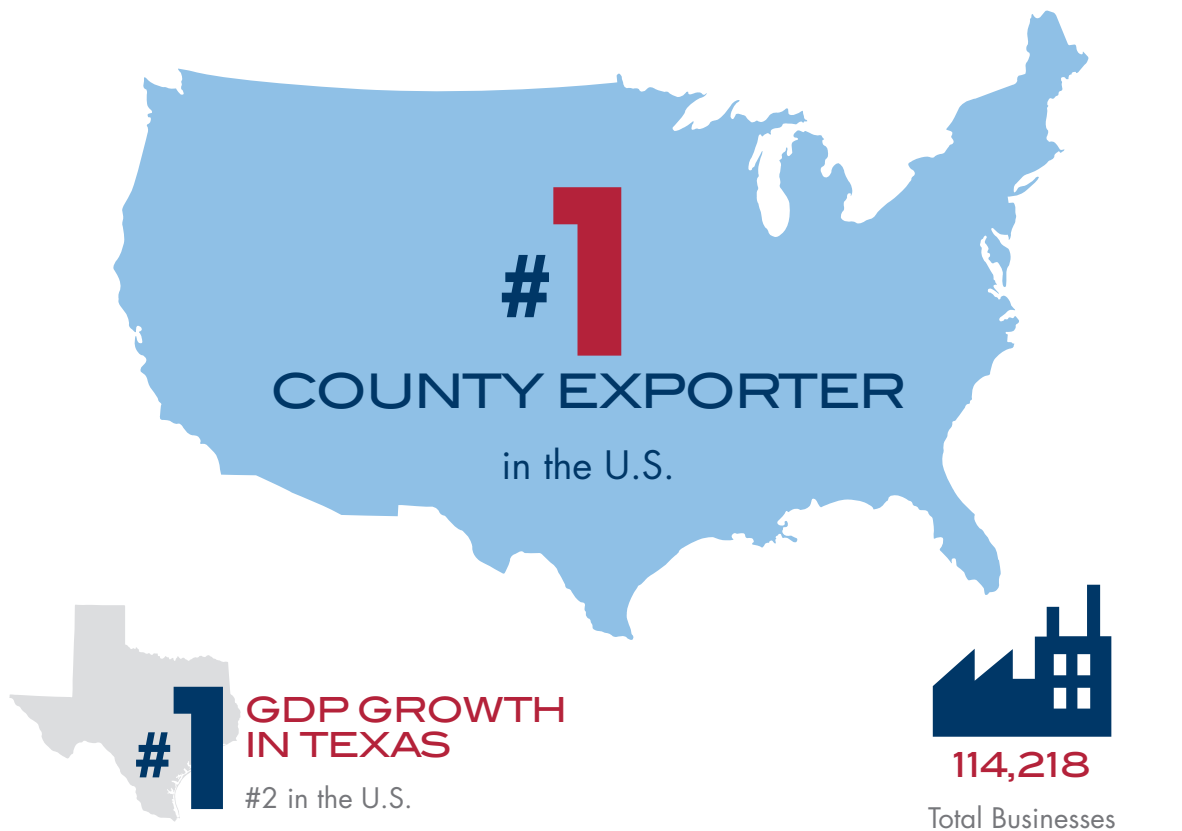
RACE



ETHNICITY



Economic Indicators



22,661

Non-Commercial
Building Permits



\$52,452

Per Capita Income



\$240,752,454

In Thousands
Total Personal Income



1,499,528

Households



2.88

Average
Household Size



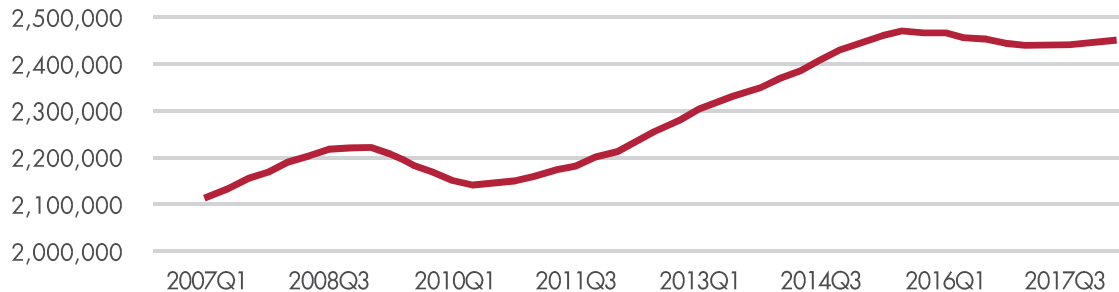
\$54,457

Median Household
Income

Sources: SmartAsset 2017; U.S. Department of Labor 2017; U.S. Census Bureau 2015 (ACS, 5-Year Est.), 2016, 2017; U.S. Department of Commerce 2016; U.S. International Trade Administration 2017

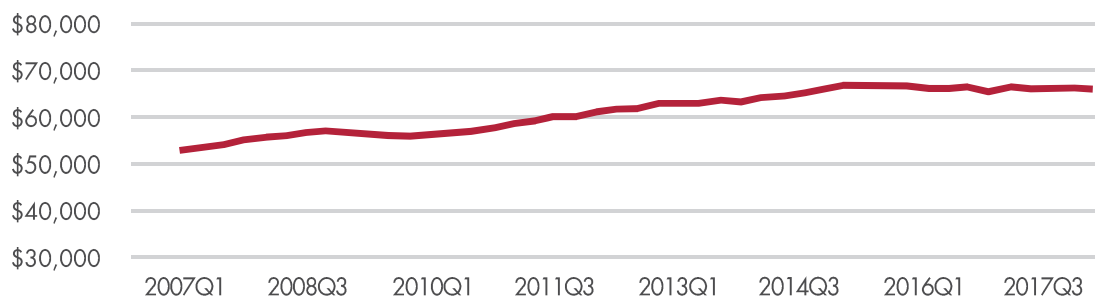
Labor Force

HARRIS COUNTY EMPLOYMENT (NUMBER OF WORKERS)



As of 2017Q4, the total employment for Harris County, Texas was 2,445,305. The seasonally adjusted unemployment rate for Harris County, Texas was 4.7% as of February 2018. The unemployment rate has been declining steadily since February 2017 when the unemployment rate was 5.8%.

HARRIS COUNTY AVERAGE ANNUAL WAGES



As of 2017Q4, the worker's average annual wage in Harris County, Texas increased 0.6% during the preceding four quarters to \$66,293, which was well above the national average annual wage of \$54,343.


2017Q4 WORKFORCE ANALYSIS



2,444,305
Total
Employment



4.7%
Unemployment
Rate



\$66,293
Harris County
Average Annual Wage



\$54,343
National Average
Annual Wage

Sources: JobsEQ 2017Q2 with preliminary estimates updated to 2017Q4. JobsEQ includes data from U.S. Department of Labor, Bureau of Labor Statistics' QCEW report and data from other sources, hence numbers may differ from other publications; U.S. Department of Labor Statistics, Local Area Unemployment Statistics updated through February 2018.



Educational Attainment



80%

of age 25+ have a high school diploma or higher



30%

of age 25+ have a bachelor's degree or higher



39%

of bachelor's degrees are in Science and Engineering

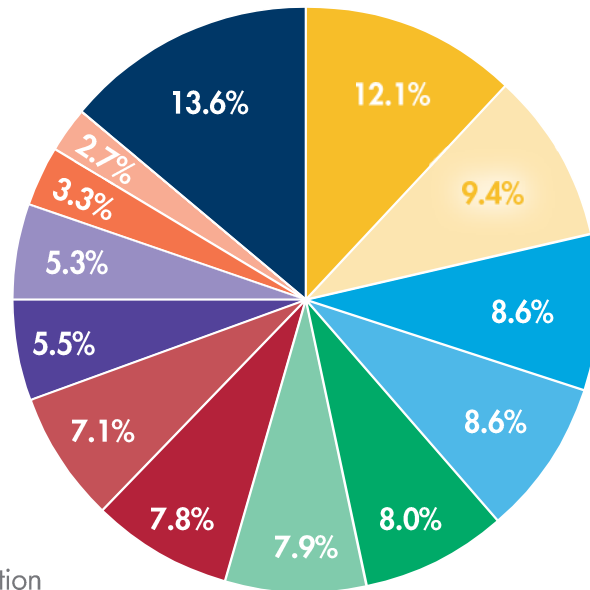
87,500 ENGINEERS & ARCHITECTS

call Harris County home, which is more than any other U.S. metro area

Sources: U.S. Census Bureau 2015 (ACS 5-Year Est.) and 2017, GHP 2017

Industry Sectors

EMPLOYMENT SHARE BY INDUSTRY SECTOR



PROJECTED ANNUAL GROWTH

1.9%

in the Professional, Scientific, and Technical Services industry sector for the next decade

2.2%

in Coal/Oil/Power industry cluster for the next decade

2.7%

in the Health Care and Social Assistance industry sector for the next decade

The Health Care and Social Assistance industry sector employs the highest number of people at 296,287 employees in Harris County. The Mining and Oil & Gas Extraction industry sector offers a competitive advantage as it has the highest share of total employment within the region compared to the industry's share in the U.S. This industry sector along with Management of Companies and Enterprises, offer the highest average wage per worker, with a combined average wage of \$176,348 annually.

The highest concentration of interrelated industry sectors in Harris County comprises the Coal/Oil/Power industry cluster, at 4.45x the national average, employing 96,312 workers with an average annual wage of \$177,051.

Harris County, Texas - Top Industries

ADVANCED MANUFACTURING & TECHNOLOGY

Large concentration of industrial space with room to grow.

AEROSPACE AND AVIATION

Home to NASA's mission control and an aerospace HUB and transfer site for NASA.

DISTRIBUTION AND LOGISTICS

A HUB of major logistics network for the U.S.

BIOTECHNOLOGY AND LIFE SCIENCE

The birthplace of nanotechnology and the largest medical complex in the world.

ENERGY

Home to the Energy Capital of the Future and to the largest petrochemical complex in the U.S. (second largest in the world).

Global Presence

15 FOREIGN GOVERNMENTS

maintain trade and commercial offices in the region

90+ NATIONS

have consular representation in the region

35 ACTIVE FOREIGN

chambers of commerce

5,000+ COMPANIES

doing business abroad

20 FOREIGN BANKS

are located in the region from 10 nations

1,000 FIRMS

report foreign ownership

PORT HOUSTON

Port Houston is the largest Texas port, the busiest U.S. waterway, and the nation's largest break-bulk terminal. The largest Gulf Coast container port, Port Houston handled 68% of the U.S. Gulf Coast container traffic in 2016. Furthermore, the port is the largest U.S. facility for raw plastic resin exports as well as the nation's largest importer and exporter of petroleum and related products.

The port is home to the nation's largest petrochemical complex and is the second largest in the world. Port Houston and surrounding areas also boast an extensive intermodal network of terminals, roads, rails (with access to Class-1 railroads), and pipelines.

Top 5 Containerized Commodity Exports
Resins & Plastics
Chemicals & Minerals
Food & Drink
Machinery, Appliances & Electronics
Automotive

Top 5 Containerized Commodity Imports
Food & Drink
Hardware & Construction Materials
Machinery, Appliances & Electronics
Retail Consumer Goods
Steel & Metals

Top 10 Containerized Trading Country Partners (Exports)
Brazil: 29%
Belgium: 8%
China (PRC): 5%
Netherlands: 7%
Turkey: 6%
Colombia: 4%
India: 3%
Chile: 2%
UAE: 2%
Peru: 2%
Others: 32%
Total: 100%

Top 10 Containerized Trading Country Partners (Imports)
China (PRC): 30%
Germany: 8%
India: 5%
Brazil: 7%
Italy: 6%
Belgium: 4%
Spain: 3%
United Kingdom: 2%
Netherlands: 2%
France: 2%
Others: 32%
Total: 100%



PORT HOUSTON™
THE INTERNATIONAL PORT OF TEXAS

1st

IN THE NATION
in Foreign Tonnage

3rd

IN THE NATION
in Foreign Cargo Value

WEEKLY CONTAINER SERVICE OVERVIEW:

East Asia	3 Services
East Coast South America	3 Services
Mediterranean	2 Services
Mexico, Caribbean, Central America, North Coast South America	6 Services
North Europe	4 Services
Other Trade Lanes	4 Services



Global Presence

HOUSTON AIRPORT SYSTEM



2800 N Terminal Rd · Houston, TX 77032
281.230.3100
fly2Houston.com/IAH

George Bush Intercontinental Airport (IAH) is the largest airport in the Harris County region and a global gateway with service to five continents. It is the 8th busiest airport in North America by aircraft movements and a major connecting hub for United Airlines which has a focus on Latin America. IAH served more than 40 million passengers in 2017 and 27 passenger airlines. It is a 4-star rated airport by Skytrax in 2018.



7800 Airport Blvd · Houston, TX 77061
713.640.3000
fly2Houston.com/HOU

William P. Hobby Airport (HOU) is a regional and international airport that is home to one of Southwest Airline's most important and active hubs. It is a 4-star rated airport by Skytrax in 2016, 2017, and 2018, and had nearly 13.5 million passengers in 2017.



11602 Aerospace Ave · Houston, TX 77034
713.847.4200
fly2Houston.com/Ellington-Airport

Ellington Airport (EFD) has NASA for a tenant and is home to ongoing U.S. military and space training. It is also the home to the regional headquarters for the U.S. Coast Guard, in addition to serving a variety of general aviation tenants. EFD became home to the nation's 10th licensed commercial spaceport in 2015.

OTHER REGIONAL AIRPORTS

There are six public and seven private regional airports in Harris County.



190+
NONSTOP DESTINATIONS

Houston is the only city in the Western Hemisphere that has two airports with a 4-star rating from industry experts Skytrax

IAH
8TH BUSIEST

Airport In North America
by Aircraft Movements,
4-Star Rated by Skytrax

HOU
4-STAR

Rated by Skytrax

EFD
HOME TO

Licensed Commercial Spaceport



REGIONAL AIRPORTS

6

PUBLIC USE

7

PRIVATE USE

TEXAS MEDICAL CENTER

The Texas Medical Center is the world's largest medical complex by any measure – number of hospitals, number of physicians, square footage, and patient volume. It has the world's largest children's hospital and cancer hospital. It is the 8th largest business district in the U.S.

There are 6 generalized hospitals, 11 specialized hospitals and 2 specialized patient facilities in addition to 3 medical schools, 5 nursing schools, 2 pharmacy schools, a dental school, and a community college.

The Medical Center is at the forefront of advancing life sciences in 19 health science fields and stands ready to collaborate with you.

Texas Medical Center by the Numbers	
Total Area	1,345+ Acres
Area Developed	50 million square feet
Permanent Buildings	290
Construction Projects On the Way	\$3 billion
Medical & Research Institutions	59
Employees	106,000+
Patient Encounters Per Year	10 million
Total Patient Beds	9,200
Annual Surgeries	180,000+
Total Heart Surgeries	13,600+
ER Visits Per Year	750,000
Babies Delivered Per Year	25,000

A photograph of three surgeons in an operating room, wearing blue scrubs, masks, and hairnets. They are looking down at a patient. The background is dark, and the lighting is focused on the surgeons. A white surgical light fixture is visible in the top left corner. A white geometric grid pattern is overlaid on the bottom half of the image.

TMC | TEXAS
MEDICAL
CENTER

LARGEST
MEDICAL

Complex in the World

8th
LARGEST

Business District
in the Nation

106,000+
EMPLOYEES

in the Medical Center

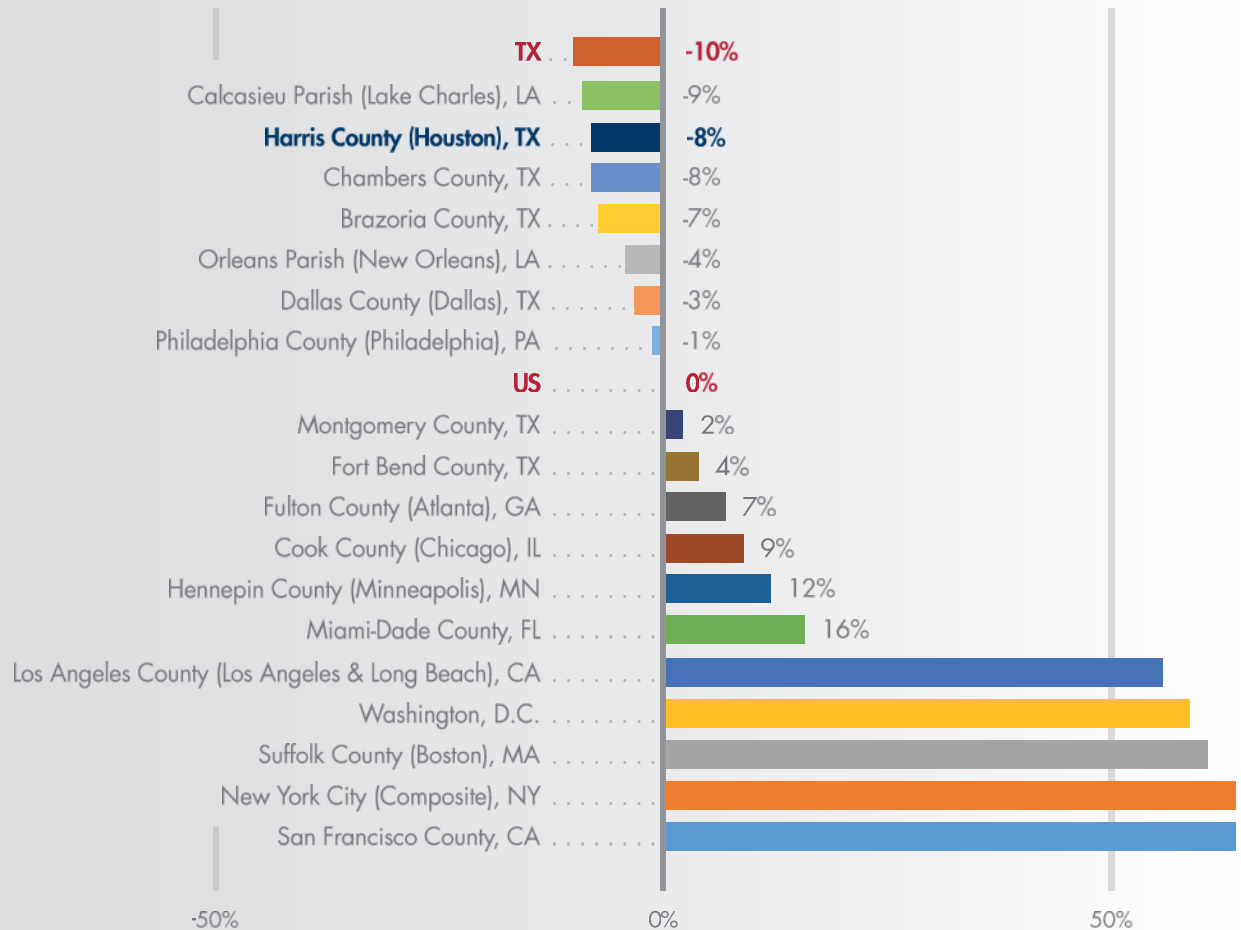
Cost Index

Harris County enjoys a relatively low-cost of living in comparison to the rest of the nation. When compared to the national average, Harris County enjoys lower cost by:

-8% OVERALL COST OF LIVING



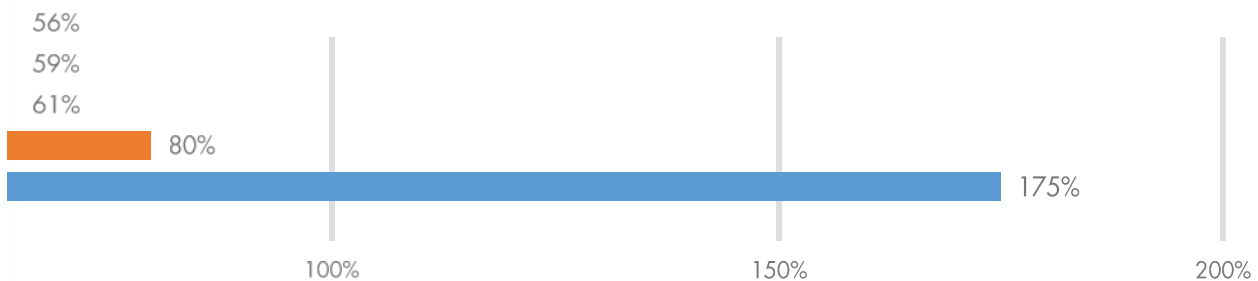
OVERALL COST INDEX



Source: Sperling's Best Places 2017

Harris County Cost of Living, 2017

Cost of Living	Overall	Grocery	Health	Housing	Utilities	Transportation	Misc.
United States	100	100	100	100	100	100	100
Texas	90	89.6	97	82	96	97	95
Harris County, Texas	92	84.2	97	86	93	96	100
Brazoria County, Texas	93	85.6	101	91	90	93	96
Chambers County, Texas	92	85.2	99	88	92	95	95
Dallas County, Texas	97	97.6	117	86	120	99	100
Fort Bend County, Texas	104	85.2	99	128	92	95	95
Montgomery County, Texas	102	91	97	114	98	96	100
Los Angeles County, California	156	95.5	93	283	110	102	91
Cook County, Illinois	109	110.8	101	107	105	122	106
Calcasieu Parish, Louisiana	91	96.3	94	84	88	96	92
Orleans Parish, Louisiana	96	98.9	107	90	87	101	100
Brooklyn Borough, New York	188	125	110	337	128	107	120
Queens Borough, New York	160	122.2	112	249	135	111	120
The Bronx Borough, New York	140	105.6	105	203	135	105	114
Manhattan Borough, New York	261	145.6	124	520	134	127	148
Staten Island Borough, New York	150	105.6	105	232	135	105	114
San Francisco County, California	275	121.6	115	610	96	115	119
Suffolk County, Massachusetts	161	121.8	125	242	149	105	131
Washington, D.C.	159	110.4	101	274	106	107	99
Philadelphia County, Pennsylvania	99	121.2	101	68	129	106	116
Miami-Dade County, Florida	116	105.6	108	136	99	112	106
Hennepin County, Minnesota	112	105.4	100	127	99	102	111
Fulton County, Georgia	107	103.2	102	120	94	104	100



Cost of Doing Business and Tax Climate



0%

State & Local
Personal Income Tax



0%

State & Local
Corporate Income Tax

Franchise Tax (Vary by Report Year) 2020 & 2021	
0.75%	For most entities
0.375%	For qualifying wholesalers and retailers
0.331%	For those entities with \$20 million or less in Total Revenue and electing the E-Z Computation

Sales & Use Tax	
0%	For Harris County
6.25%	For the State of Texas
Up to 2% for other entities, as applicable	
8.25%	Maximum sales tax composite

Property Tax (2020 Rates)*	
\$0	State of Texas
\$0.00991	Port of Houston
\$0.03142	Flood Control District
\$0.16671	Hospital District
\$0.39116	Harris County
\$0.59920	Total Property Tax

*Depending on the property's location, additional tax rates from other entities may apply. Check Harris County Appraisal District to find out the entities levying taxes for a specific property.

Harris County is ideal for businesses with low business costs and a favorable tax climate. Not only are taxes low, utility costs and insurance rates for unemployment and workers compensation are business-friendly as well.

\$750

BUSINESS REGISTRATION FEE

required for non-U.S. corporations, LLCs, LPs, and out-of-state entities. Please visit the Texas Secretary of State for details.

DOING BUSINESS AS (DBA)

A DBA filing is required if a business is not incorporated or if one is conducting business under a name other than that in which the business was incorporated. A DBA is \$15 plus \$0.50 for each additional name filed in Harris County. Please visit the Harris County Clerk's office for details.

LICENSES & PERMITS

Obtaining licenses and permits varies by industry and regulatory agency. Please visit the State of Texas portal or the Texas Department of Licensing & Regulations.

UNEMPLOYMENT INSURANCE

The general entry rate for unemployment insurance is 2.7%, which is charged on the first \$9,000 in earnings and reassessed after six quarters and charged at own experience rate.

WORKER'S COMPENSATION INSURANCE

The State of Texas does not require Workers' Compensation insurance. Other options include self-insurance, state-operated Texas Workers' Compensation Insurance Fund, or licensed private insurance company.

PROPERTY TAX INFORMATION

Tax rates are per \$100 Certified Taxable Appraised Value, and the same tax rates apply to all items. Real property and Tangible Personal Property are taxed in the State of Texas. Real Property includes land and buildings, while Tangible Personal Property means personal property that can be seen, weighed, measured, felt, or otherwise perceived by the senses. See Property Tax Code for definitions.

Fortune 500 Headquarters

Apache	National Oilwell Varco
Calpine	Occidental Petroleum
CenterPoint Energy	Phillips 66
Cheniere Energy	Plains GP Holdings
ConocoPhillips	Quanta Services
Enterprise Products Partners	Sysco
EOG Resources	Targa Resources
Group 1 Automotive	Waste Management
Halliburton	Westlake Chemical
Kinder Morgan	

Largest Harris County Area Employers (by number of employees of 10,000 and above)

H-E-B	HCA
Houston Methodist	Kroger
Memorial Hermann Health System	Landry's
UT MD Anderson Cancer Center	Schlumberger
Walmart	Shell Oil Co.
Exxon Mobil	United Airlines

Quality of Life



An overall cost of living at 8% below the national average coupled with a diverse economic base and top educational facilities makes Harris County a great community to live, work, play, and invest. Boasting five professional sports teams and world-class, year-round resident companies in all the major performing arts, there is no downtime for residents and visitors alike. Harris County offers a plethora of dining and shopping options. With more than 10,000 restaurants, Harris County has one of the best culinary scenes in the country.

Residents and visitors alike can receive top of the line health care at world-renowned medical facilities such as the distinguished M.D. Anderson Cancer Center, the No. 1 cancer hospital in the world. Other distinguished health institutions include Baylor College of Medicine, Houston Methodist Hospital, CHI St. Luke's Health, Memorial Hermann, Texas Medical Center, Texas Heart Institute, and the University of Texas Health Science Center.

Quality of life is enhanced by abundant miles of walk/hike/bike trails, 158 Harris County parks, numerous city and school parks, unique events and festival venues, and over 150 museums, art galleries and cultural institutions.

Sources: Sperling's Best Places 2017; visithouston.com; Harris County 2017



Educational System

With a diverse collection of school systems – 25 K-12 school districts, a plethora of K-12 private schools, 13 universities and colleges, and 4 community colleges – choices abound to prepare our children and the workforce.

Workforce Development

Harris County has the resources to educate and train current and future employees for your business. Companies can tap into the educational system to form partnerships and design programs to train or re-train their employees.



GLOBAL OIL & GAS DRILLING TRAINING CENTER



Corporate Training & Consulting Services



Skills
Development Fund



Train your workforce.
Power your business.



UPSKILLHOUSTON

An Initiative of the Greater Houston Partnership



WORKFORCE

CENTER FOR WORKFORCE AND COMMUNITY DEVELOPMENT



Lone Star College is the largest institution of higher education in the Houston area with six college campuses, and is one of the fastest-growing community colleges in the nation. Not only great in size, Lone Star College is a key driver and growing contributor to the local and regional economy with an annual economic impact of \$3.1 billion.



LSC-CyFair



LSC-Kingwood



LSC-Montgomery



LSC-North Harris



LSC-Tomball



LSC-University Park

Students rely on Lone Star College for Associate Degrees, certifications for work in high-demand industries, and credits that enable them to transfer anywhere. In fact, LSC provides more than 180 programs of study close to home. No wonder 99,000 students choose Lone Star College!

Visit LoneStar.edu
#StartCloseGoFar





Our Research.
Your Growth.

HARRIS COUNTY, TEXAS ECONOMIC HIGHLIGHTS



NORTH HOUSTON

**ECONOMIC DEVELOPMENT CENTER
AT LONE STAR COLLEGE**

[LoneStar.edu/EconomicDevelopment](https://lonestar.edu/EconomicDevelopment)

Cover Photo: The 1910 Harris County Courthouse
Cover Photo Credit: © Ben Giannantonio January
2021