



## ECONOMIC HIGHLIGHTS 2023



## Population & Demographics



**4,728,030**  
Total Population Estimate

**3<sup>rd</sup>**

**MOST POPULOUS**  
County in the U.S.



**67%**  
Population Growth Since 1990



**34.4**  
Median Age



**111**  
Languages Spoken



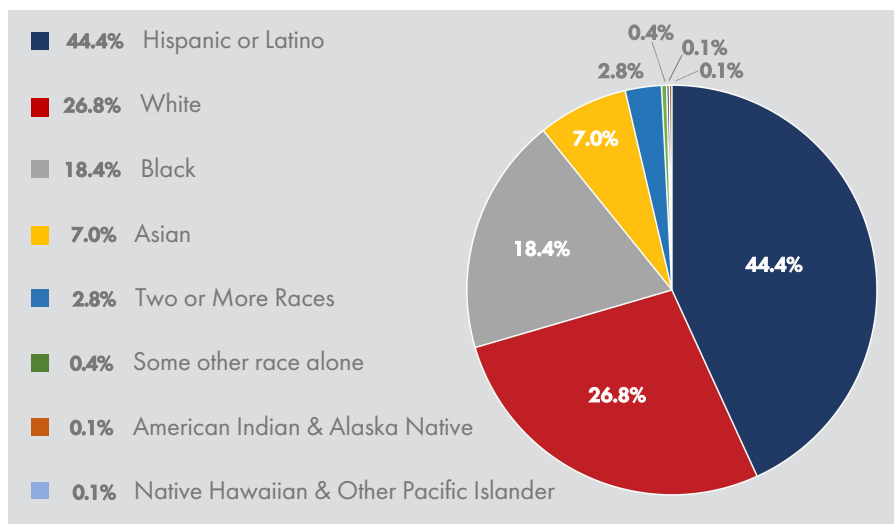
**26.3%**  
Foreign Born

## Economic Indicators



**124,434**  
Total Businesses

### RACE / ETHNICITY



Sources: U.S. Census Bureau, 2021 American Community Survey 1-Year Estimates, 2009-2013\* American Community Survey 5-Year Estimates, Annual Estimates of the Resident Population for Counties: 1990 & 2021

Note: Latest data from 2013 due to report being discontinued



**35,204**  
Non-Commercial Building Permits



**\$65,869**  
Per Capita Income



**\$311,430,719**  
In Thousands  
Total Personal Income



**1,735,020**  
Households



**2.70**  
Average Household Size

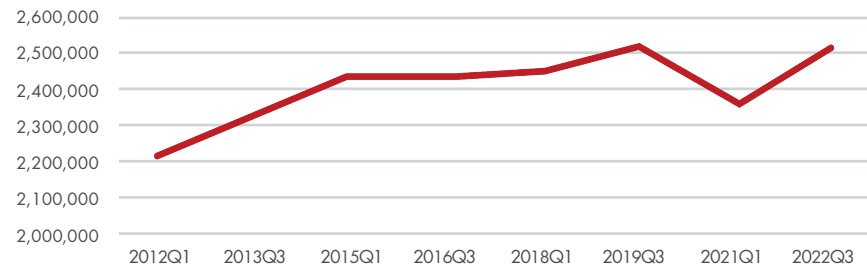


**\$63,498**  
Median Household Income

Sources: SmartAsset 2022 GDP Growth by State and County; U.S. Census Bureau, 2021 Annual Construction Permits; 2021 U.S. Census Bureau, 2021 American Community Survey, 1-Year Estimates, U.S. Department of Commerce, Bureau of Economic Analysis, 2021 County & MSA Personal Income Summary

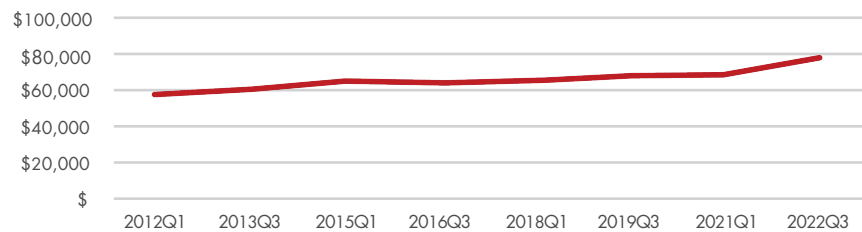
# Labor Force

## HARRIS COUNTY EMPLOYMENT (NUMBER OF JOBS)



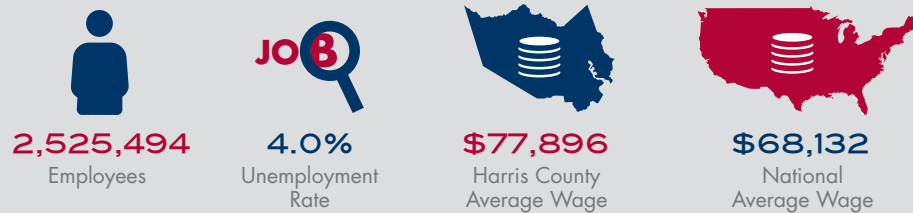
As of 2022Q3, total employment for Harris County, Texas was 2,525,494. The seasonally adjusted unemployment rate for the county was 4.5% as of January 2023, down from 5.5% a year earlier in January 2022.

## HARRIS COUNTY AVERAGE ANNUAL WAGES



The average worker's annual wage in Harris County was \$77,896 in 2022Q3, which was well above the national average wage of \$68,132.

## 2022Q3 WORKFORCE ANALYSIS



Source: JobsEQ 2022Q3  
Note: JobsEQ includes data from U.S. Department of Labor, Bureau of Labor Statistics' QCEW report and data from other sources, hence numbers may differ from other publications



# Educational Attainment



**82%**  
of age 25+ have a high school diploma or higher



**34%**  
of age 25+ have a bachelor's degree or higher



**41%**  
of bachelor's degrees are in Science and Engineering

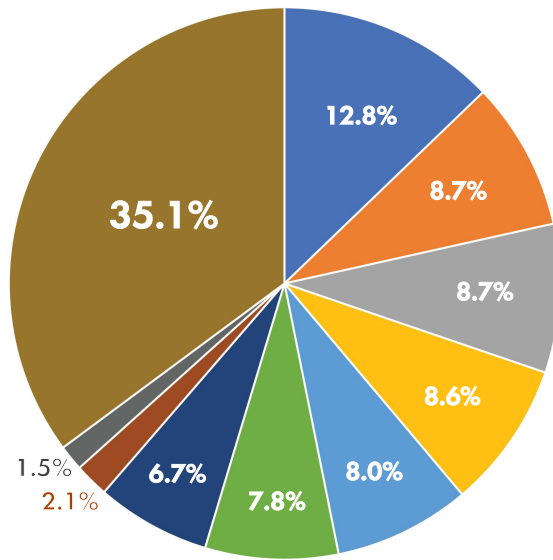
**60,400** ENGINEERS & ARCHITECTS

call Harris County home

Sources: JobsEQ 2022Q3; U.S. Census Bureau, 2021 American Community Survey 1-Year Estimates  
Note: JobsEQ compiles data from U.S. Department of Labor and other sources, hence metrics may differ from other sources and publications.

# Industry Sectors

- Health Care & Social Assistance
- Retail Trade
- Accommodation & Food Services
- Professional, Scientific, & Technical Services
- Construction
- Education
- Manufacturing
- Mining, Quarrying, & Oil & Gas Extraction
- Management of Companies & Enterprises
- Other Industry Sectors



**1.9%**

**ANNUAL GROWTH**  
in Arts, Entertainment, and Recreation industry sector for the next decade

**1.8%**

**ANNUAL GROWTH**  
in Accommodation and Food Services for the next decade

**1.6%**

**ANNUAL GROWTH**  
in Mining, Quarrying, and Oil and Gas Extraction for the next decade

The Health Care and Social Assistance industry sector employs the highest number of people at 322,787 employees in Harris County. Mining and Oil & Gas Extraction industry sector has the highest concentration of employment relative to the U.S. at nearly six times the national average. This industry sector along with Management of Companies and Enterprises, offer the highest average wages per worker, with a combined average wage of \$215,998 annually.

The highest concentration of interrelated industry sectors in Harris County comprises the Coal/Oil/Power industry cluster, at over 4 times the national average, employing 81,051 workers with an average annual wage of \$200,201.

Sources: JobsEQ 2022Q3  
Note: JobsEQ compiles data from U.S. Department of Labor and other sources, hence metrics may differ from other sources and publications.

# Fortune 500 Headquarters



Source: Fortune 500 2022

# Global Presence

PortHouston.com

## PORT HOUSTON

Port Houston is the largest Texas port, the busiest U.S. waterway, and the largest Gulf Coast container port. Handling 73% of U.S. Gulf Coast container traffic in 2022, the port has the largest U.S. facility for raw plastic resin exports and is also the nation's largest exporter of petroleum and related products.

The port is home to the largest petrochemical complex in the U.S. Port Houston and the surrounding area has an extensive intermodal network of terminals, roads, rails (with access to Class-1 railroads), and pipelines.

Top 5 Containerized Commodity Exports
Resins & Plastics
Chemicals & Minerals
Automotive
Food & Drink
Apparel & Accessories

Top 5 Containerized Commodity Imports
Machinery, Appliances & Electronics
Retail Consumer Goods
Hardware & Construction Material
Food & Drink
Furniture

Top 10 Containerized Trading Country Partners (Exports)
Belgium 8.8%
Brazil 8.8%
China (PRC) 8.5%
Colombia 3.8%
India 3.6%
The Netherlands 3.2%
Chile 3.1%
Malaysia 2.8%
Singapore 2.8%
Turkey 2.8%
Others 51.8%
<b>Total: 100%</b>

Top 10 Containerized Trading Country Partners (Imports)
China (PRC) 33.4%
India 6.3%
Brazil 5.4%
Vietnam 5.3%
Germany 5.0%
Republic of Korea 4.0%
Italy 3.7%
Belgium 2.8%
Spain 2.3%
Turkey 1.9%
Others: 29.9%
<b>Total: 100%</b>

Source: Port Houston 2021-2022



**PORT HOUSTON**  
THE INTERNATIONAL PORT OF TEXAS

**1<sup>st</sup>**

**IN THE NATION**  
in Waterborne Tonnage

**1<sup>st</sup>**

**IN THE NATION**  
in Deep Water Vessel Traffic

### WEEKLY CONTAINER SERVICE OVERVIEW:

East Asia	7 Services
East Coast South America	3 Services
Mediterranean	4 Services
Mexico, Caribbean, Central America, North Coast South America	4 Services
North Europe	3 Services
Other Trade Lanes	3 Services



# Global Presence

## HOUSTON AIRPORT SYSTEM



2800 N Terminal Rd · Houston, TX 77032  
281.230.3100  
Fly2Houston.com/IAH

**George Bush Intercontinental (IAH)** is the largest airport in the Harris County region and a global gateway with services to five continents. IAH is the 10th busiest airport in North America, as well as the major connecting hub (the second largest for United Airlines) to Central and South America.



7800 Airport Blvd · Houston, TX 77061  
713.640.3000  
Fly2Houston.com/HOU

**William P. Hobby (HOU)** is a regional and international airport that is home to one of Southwest Airline's most important and active hubs. In 2022, it became the first airport in North America to earn a 5-star international rating.



11602 Aerospace Ave · Houston, TX 77034  
713.847.4200  
Fly2Houston.com/Ellington-Airport

**Ellington Airport (EFD)** is home to the Houston Spaceport, one of only 10 licensed spaceports in the United States. The Houston Spaceport serves as a launch and landing site for spacecraft and provides laboratory office space and facilities for aerospace companies. EFD also hosts training for NASA and the U.S. military.

## OTHER REGIONAL AIRPORTS

There are 10 public and 8 private regional airports in Harris County.

Sources: Airports Council International - North America 2021 Rankings; GoogleMaps; Houston Airport System; Houston-Galveston Area Council Regional Airport Inventory; Skytrax 2022 Rankings; TollFreeAirline.com Harris County Public & Private Airports

**HOUSTON AIRPORTS**

<b>IAH</b> 10TH BUSIEST Airport In North America	<b>HOU</b> 5-STAR Rated by Skytrax	<b>EFD</b> HOME TO a Spaceport
<b>REGIONAL AIRPORTS</b>		
<b>10</b> PUBLIC USE	<b>8</b> PRIVATE USE	

# Global Presence

TMC.edu

## TEXAS MEDICAL CENTER

The Texas Medical Center is the world's largest medical complex and home to the world's largest children's hospital and cancer hospital. It is the eighth largest business district in the U.S.

There are more than 60 member institutions, including 21 hospitals, 20 colleges and universities, eight academic and research institutions, four medical schools, and even the world's largest steam and chilled water facility.

At the forefront of advancing life sciences for the past 75 years, 20 percent of all U.S. trials are conducted at the Medical Center.

Texas Medical Center by the Numbers	
Total Area	1,345+ acres
Area Developed	50 million square feet
Established	1945
Construction Projects On the Way	\$3 billion
GDP	\$25 billion
Employees	120,000+
Patient Encounters Per Year	10 million
Total Patient Beds	9,200
Annual Surgeries	180,000+
Total Heart Surgeries	13,600+
ER Visits Per Year	750,000
Babies Delivered Per Year	26,280

Source: Texas Medical Center, March 2023



TMC TEXAS MEDICAL CENTER

**LARGEST**  
MEDICAL  
Complex in the World

**8<sup>th</sup>**  
**LARGEST**  
Business District  
in the Nation

**120,000+**  
**EMPLOYEES**  
in the Medical Center



# Cost Index

Harris County enjoys a relatively low-cost of living in comparison to the rest of the nation. When compared to the national average, Harris County enjoys lower cost by:

## -3% OVERALL COST OF LIVING



**-4.9%**  
Health



**-3.3%**  
Utilities

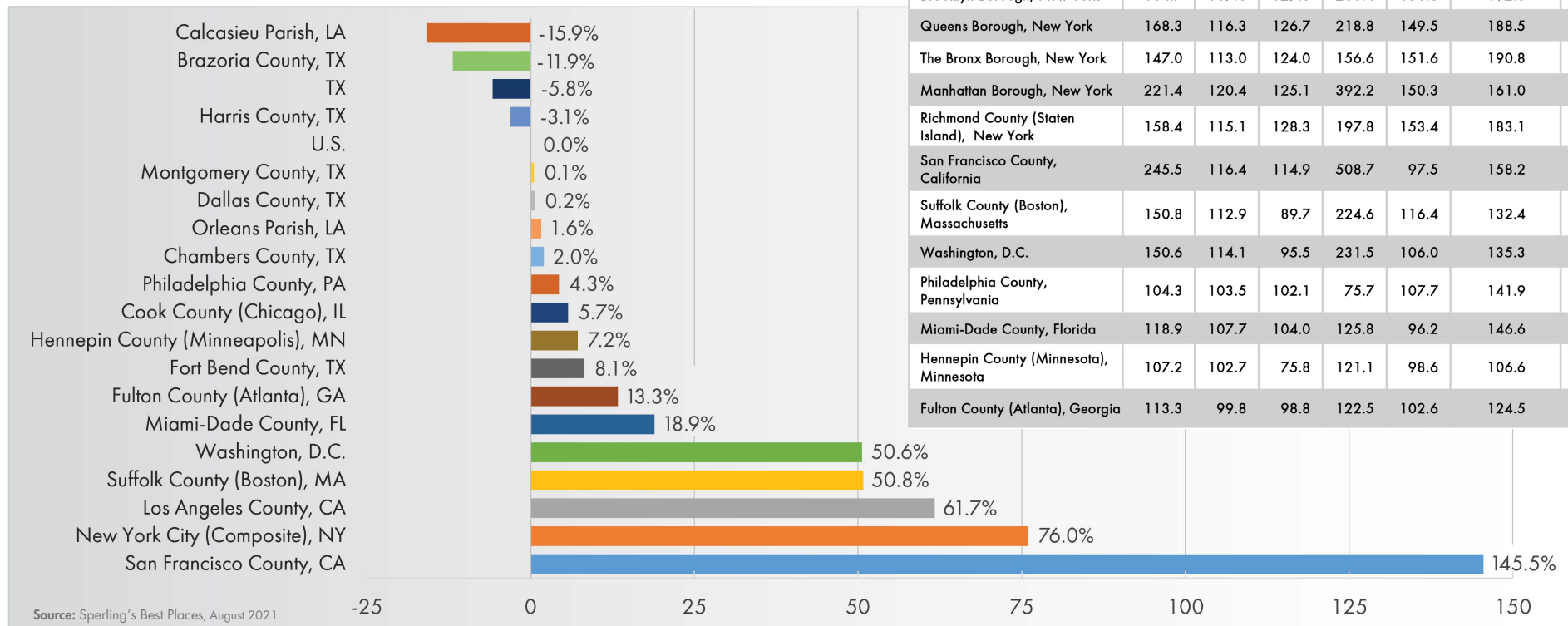


**-22%**  
Housing



**-1.8%**  
Groceries

## OVERALL COST INDEX



Harris County Cost of Living, 2021							
Cost of Living	Overall	Grocery	Health	Housing	Utilities	Transportation	Misc.
United States	100	100	100	100	100	100	100
Texas	94.2	93.7	100	83.5	99.2	103.3	83.2
<b>Harris County, Texas</b>	<b>96.9</b>	<b>98.2</b>	<b>95.1</b>	<b>78.0</b>	<b>96.7</b>	<b>121.6</b>	<b>105.9</b>
Brazoria County, Texas	88.1	96.3	92.5	64.5	94.0	108.8	103.3
Chambers County, Texas	102.0	98.3	97.7	93.8	93.2	120.8	101.4
Dallas County, Texas	100.2	99.5	98.1	88.2	100.2	117.2	106.6
Fort Bend County, Texas	108.1	98.7	97.3	105.6	101.0	125.6	108.3
Montgomery County, Texas	100.1	98.9	100.4	100.4	97.8	98.8	106.7
Los Angeles County, California	161.7	104.1	88.9	258.6	96.2	162.1	133.2
Cook County (Chicago), Illinois	105.7	97.6	88.0	96.8	95.0	134.1	139.7
Calcasieu Parish, Louisiana	84.1	92.3	101.9	60.2	90.9	93.5	94.8
Orleans Parish, Louisiana	101.6	99.0	101.9	87.3	87.3	132.5	97.7
Brooklyn Borough, New York	184.7	117.8	127.6	268.4	151.6	192.6	136.1
Queens Borough, New York	168.3	116.3	126.7	218.8	149.5	188.5	135.3
The Bronx Borough, New York	147.0	113.0	124.0	156.6	151.6	190.8	112.1
Manhattan Borough, New York	221.4	120.4	125.1	392.2	150.3	161.0	171.0
Richmond County (Staten Island), New York	158.4	115.1	128.3	197.8	153.4	183.1	143.1
San Francisco County, California	245.5	116.4	114.9	508.7	97.5	158.2	162.6
Suffolk County (Boston), Massachusetts	150.8	112.9	89.7	224.6	116.4	132.4	154.5
Washington, D.C.	150.6	114.1	95.5	231.5	106.0	135.3	175.9
Philadelphia County, Pennsylvania	104.3	103.5	102.1	75.7	107.7	141.9	108.0
Miami-Dade County, Florida	118.9	107.7	104.0	125.8	96.2	146.6	98.5
Hennepin County (Minnesota), Minnesota	107.2	102.7	75.8	121.1	98.6	106.6	144.9
Fulton County (Atlanta), Georgia	113.3	99.8	98.8	122.5	102.6	124.5	105.7

# Cost of Doing Business and Tax Climate



0%

Personal Income Tax  
in Texas



0%

Corporate Income Tax  
in Texas

Franchise Tax	
0.75%	For most entities
0.375%	For qualifying wholesalers and retailers
0.331%	For those entities with \$20 million or less in Total Revenue and electing the E-Z Computation

Sales & Use Tax	
0%	For Harris County
6.25%	For the State of Texas
Up to 2% for other entities, as applicable	
8.25%	Maximum sales tax composite

Property Tax (2022 Rates)*	
\$0	State of Texas
\$0.007990	Port of Houston
\$0.030550	Flood Control District
\$0.148310	Hospital District
\$0.343730	Harris County
\$0.530580	Total Property Tax

\* Depending on the property's location, additional tax rates from other entities may apply. Check Harris Central Appraisal District to find out the entities levying taxes for a specific property.

Harris County is ideal for business with low business costs and a favorable tax climate. Not only are taxes low, utility costs and insurance rates for unemployment and workers compensation are business-friendly as well.

# \$750

## BUSINESS REGISTRATION FEE

required for non-U.S. corporations, LLCs, LPs, and out-of-state entities. Please visit the Texas Secretary of State for details.

## DOING BUSINESS AS (DBA)

A DBA filing is required if a business is not incorporated or if one is conducting business under a name other than that in which the business was incorporated. A DBA is \$17 plus \$0.50 for each additional name filed in Harris County. Please visit Harris County Clerk's office for details.

## LICENSES & PERMITS

Obtaining licenses and permits varies by industry and regulatory agency. Please visit the State of Texas portal or the Texas Department of Licensing & Regulations.

## UNEMPLOYMENT INSURANCE

The general entry rate for unemployment insurance is 2.7%, which is charged on the first \$9,000 in earnings and reassessed after six quarters and charged at own experience rate.

## WORKERS' COMPENSATION INSURANCE

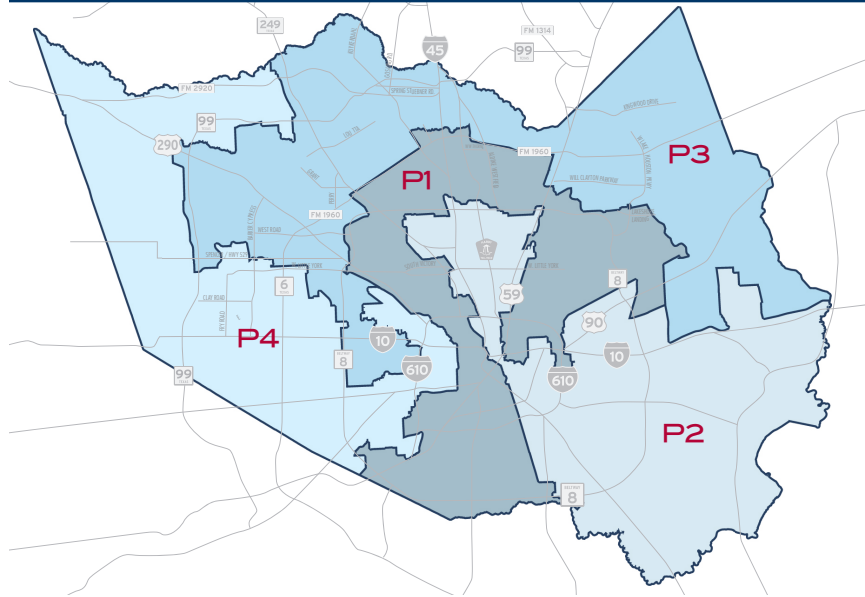
The State of Texas does not require Workers' Compensation insurance. Other options include self-insurance, state-operated Texas Workers' Compensation Insurance Fund, or licensed private insurance company.

## PROPERTY TAX INFORMATION

Tax rates are per \$100 Certified Taxable Appraised Value, and the same tax rates apply to all items. Real property and Tangible Personal Property are taxed in the State of Texas. Real Property includes land and buildings, while Tangible Personal Property means personal property that can be seen, weighed, measured, felt, or otherwise perceived by the senses. See Property Tax Code for definitions.

Sources: Harris County, Harris Central Appraisal District, Harris County Clerk's Office, Harris County Tax Assessor-Collector, Texas Comptroller of Public Accounts 2022 and 2023 Franchise Tax Rates, Texas Department of Insurance: 2022 Workers' Compensation Insurance Guide, Texas Department of Licensing & Regulations, Texas Secretary of State, Texas Workforce Commission: Unemployment Insurance Tax Rates

# Harris County Precincts



## Top 5 Largest Companies (By Number of Employees)

PRECINCT 1 Population Estimate: 1,177,517
Baylor College of Medicine 8,862
Ben Taub Hospital 8,337
United Airlines 7,000
Michael E. DeBakey VA Medical Ctr. 5,400
Chevron 5,882

PRECINCT 2 Population Estimate: 1,191,998
Exxon Mobil Baytown Refinery 7,000
S&B Engineers & Constructors 3,260
Pasadena ISD 8,031
Boeing 2,000
Austin Industries 2,300

PRECINCT 3 Population Estimate: 1,139,539
ExxonMobil 12,000
Hewlett Packard Enterprise 2,400
Southwestern Energy 600
Cameron International 200
Grayloc Products 200

PRECINCT 4 Population Estimate: 1,167,212
Wood Group 10,960
BP North America 5,200
Shell Oil Company 3,200
Burns & McDonnell 605
Audubon 230

Note: Population totals may not sum due to rounding.  
Sources: Company Websites; Data Axle Reference Solutions; Harris County; Houston Business Journal Book of Lists; Pasadena ISD; U.S. Census Bureau, 2016-2020 American Community Survey 5-Year Estimates via JobsEQ

# Quality of Life



With housing costs 22% below the national average, the highest GDP growth in Texas, and 25 school districts, Harris County is a great community to live in and work in. Five professional major-league sports teams, including the two-time World Championship-winning Houston Astros, draw fans locally and nationwide. The Museum District is home to 19 museums and the second most-visited zoo in the U.S. The Theater District hosts nine renowned performing arts organizations.

Nearly 8,000 restaurants are located in Harris County, with an abundance of international cuisines to choose from. Shopping opportunities abound from Texas' largest mall, The Galleria, to antique shopping in quaint Old Town Spring. Quality of life is enhanced by miles of beautiful trails, nearly 200 Harris County parks, and unique events like the Houston Rodeo, the largest in the world.

Residents and visitors alike can receive health care at world-class medical hospitals such MD Anderson Cancer Center, the top ranked cancer hospital in the U.S. In addition to the Texas Medical Center, premier health care facilities are located throughout the county.

Sources: Harris County Department of Education; Houston Museum District; Houston Newcomer Guides; Houston Theater District; 2022 SmartAsset; Sperling's Best Places, August 2021; Techspo Houston 2023; Trip Advisor; U.S. Bureau of Labor Statistics, 2021 Annual Quarterly Census of Employment and Wages; 2023 U.S. News & World Report



## Educational System

Harris County has a diverse collection of school systems with 25 school districts, 13 colleges and universities, and 4 community colleges educating our children and workforce.

## Workforce Development

Harris County has the resources to educate and train current and future employees for your business. Companies can tap into the educational system to form partnerships and design programs to train or re-train their employees.

- Greater Houston Partnership UpSkill Houston
- Houston Community College Centers of Excellence
- Houston Community College Global Oil & Gas Drilling Training Center
- Lee College Center for Workforce and Community Development
- Lone Star Corporate College
- Lone Star College Process Technology Center
- Lone Star College Westway Park Technology Center
- San Jacinto College Corporate Training & Consulting Services
- San Jacinto College LyondellBasell Center for Petrochemical, Energy, & Technology
- Skills Development Fund

Sources: Harris County Department of Education; JobsEQ 2020-2021; Workforce Development Program Websites



### Vision:

An inclusive, accessible, prosperous, and resilient Harris County economy.

### Mission:

To connect, value, and empower people, businesses, and communities.

The Harris County Commissioners Court approved the creation of the new Department of Economic Equity and Opportunity in 2019. With a goal to promote an inclusive and resilient local economy, the new department has three divisions:



**Economic Development** works with companies and investors seeking incentives and support for locating or expanding their operations in Harris County.



**Program Planning & Innovation** serves as an advisor and subject matter expert to County leaders, businesses, individuals, and other vested stakeholders.



**Inclusive Procurement** oversees compliance for construction projects under Davis Bacon & Related Acts (DBRA) and serves as a connector linking Women, Minority, and Disadvantaged Business Enterprises with Harris County contracting opportunities.

<https://deeo.harriscountytexas.gov/>



**HARRIS COUNTY ECONOMIC  
DEVELOPMENT**

---

**[hcoed.harriscountytexas.gov](https://hcoed.harriscountytexas.gov)**

**Cover Photo Credit: © Ben Giannantonio**